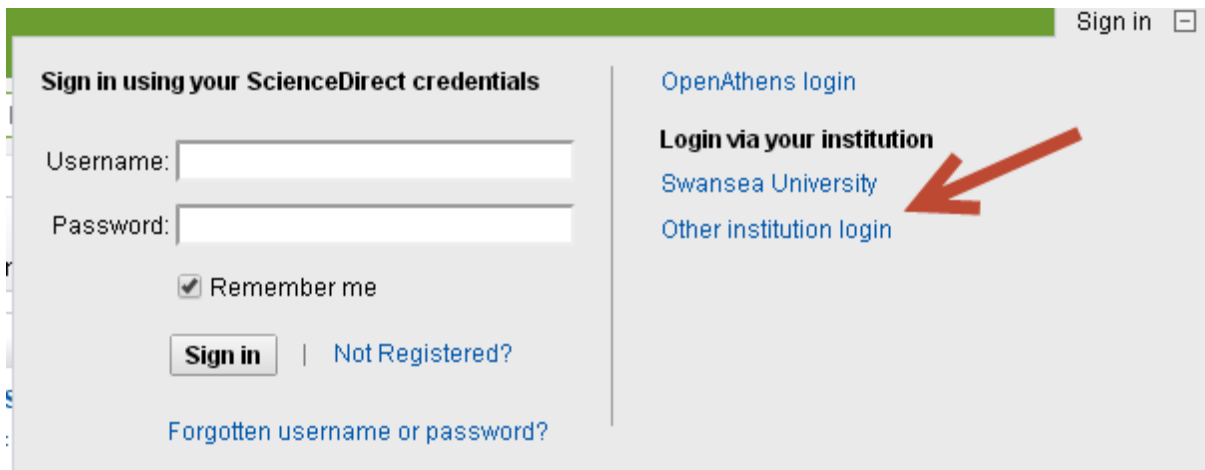


Accessing Science Direct Off Campus

In Science Direct click the Login link at the top right, then click **Other Institution login**. (Once you have done this once your computer should remember Swansea University).



Sign in using your ScienceDirect credentials

Username:

Password:

Remember me

Sign in | [Not Registered?](#)

[Forgotten username or password?](#)

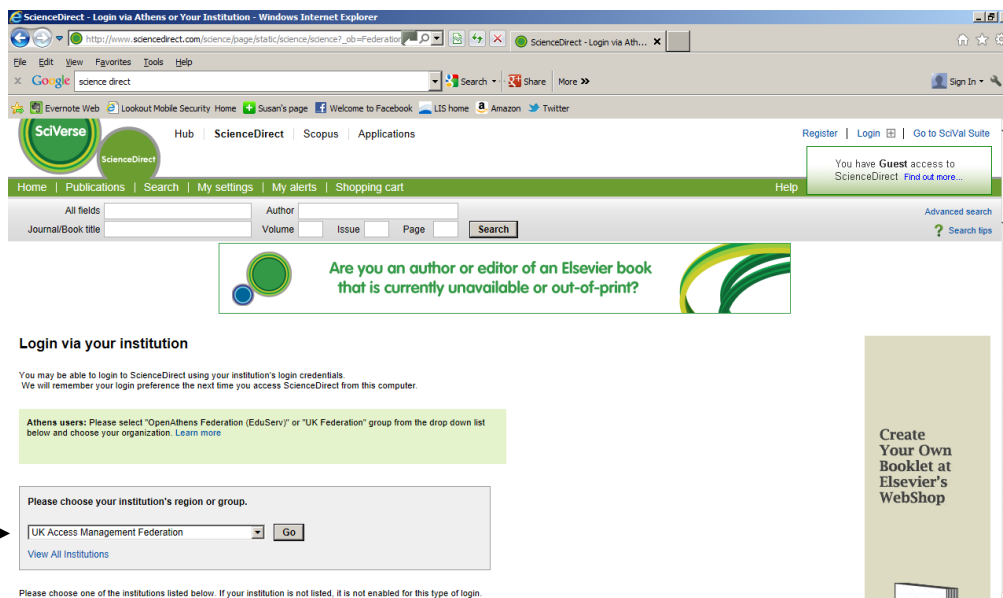
OpenAthens login

Login via your institution

[Swansea University](#)

[Other institution login](#)

You will then be asked to choose your institution's region or group. Select **UK Access Management Federation** and click **Go**.



ScienceDirect - Login via Athens or Your Institution - Windows Internet Explorer

Home | Publications | Search | My settings | My alerts | Shopping cart

Are you an author or editor of an Elsevier book that is currently unavailable or out-of-print?

Login via your institution

You may be able to login to ScienceDirect using your institution's login credentials. We will remember your login preference the next time you access ScienceDirect from this computer.

Athens users: Please select "OpenAthens Federation (EduServ)" or "UK Federation" group from the drop down list below and choose your organization. [Learn more](#)

Please choose your institution's region or group.

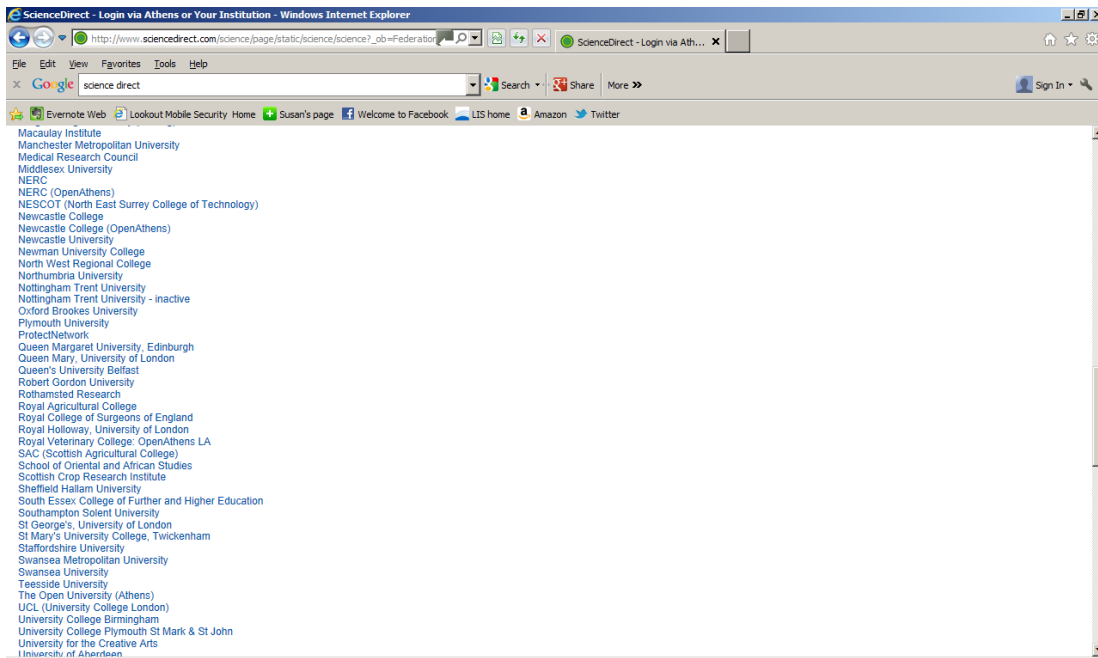
Go

[View All Institutions](#)


Please choose one of the institutions listed below. If your institution is not listed, it is not enabled for this type of login.

Create Your Own Booklet at Elsevier's WebShop

You will then see a long list of institutions to choose from. Click Swansea University.



Next you should see this Swansea University login box. Login with your e-mail address and password.



When you are successfully logged in you should see your name and a Swansea University logo in the top right corner, instead of Guest Access.



If you still have problems, contact scieng@swansea.ac.uk